

新北市鶯歌國民中學 112 學年度 七 年級第 **二** 學期校訂課程計畫 設計者：朱念伶, 黃蕙蓉

一、課程類別：

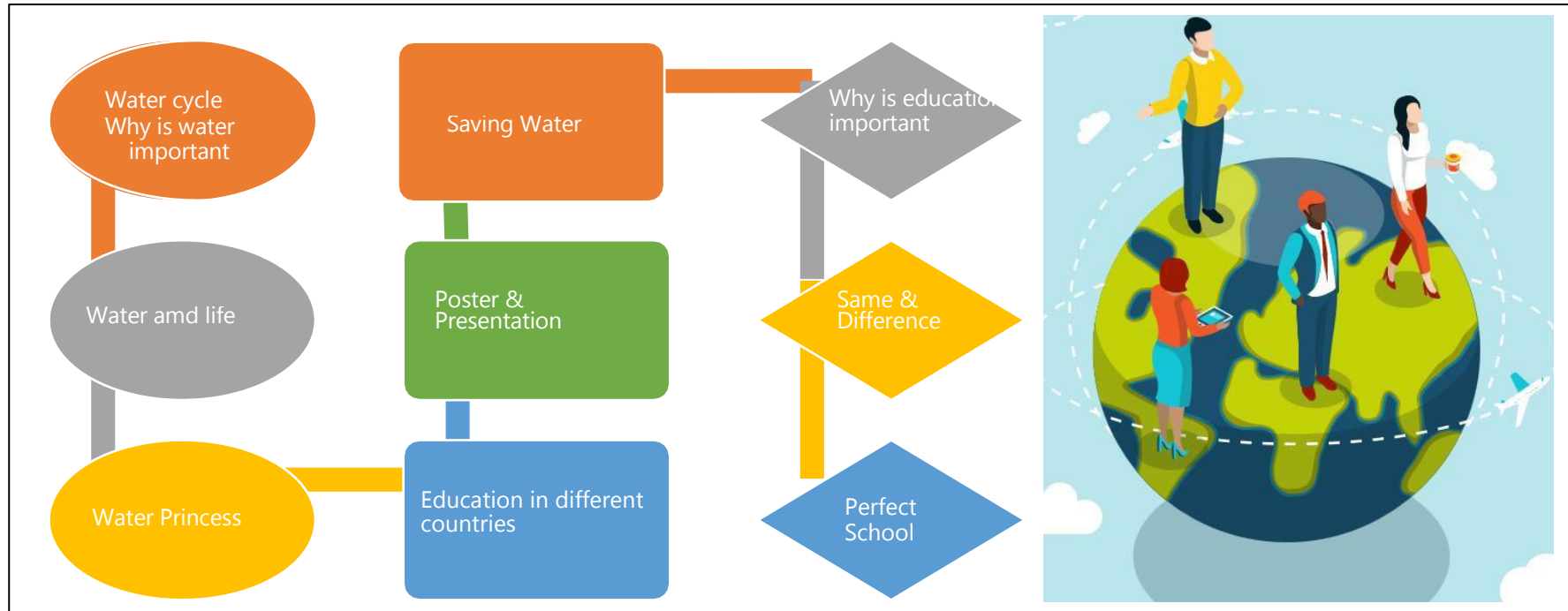
1. 統整性主題/專題/議題探究課程： 生活美語 2. 社團活動與技藝課程： _____
 3. 特殊需求領域課程： _____ 4. 其他類課程： _____

二、學習節數：每週(1)節，實施(20)週，共(20)節。

三、課程內涵：

總綱核心素養	學習目標
<ul style="list-style-type: none"> <input checked="" type="checkbox"/> A1身心素質與自我精進 <input checked="" type="checkbox"/> A2系統思考與解決問題 <input checked="" type="checkbox"/> A3規劃執行與創新應變 <input checked="" type="checkbox"/> B1符號運用與溝通表達 <input checked="" type="checkbox"/> B2科技資訊與媒體素養 <input checked="" type="checkbox"/> B3藝術涵養與美感素養 <input checked="" type="checkbox"/> C1道德實踐與公民意識 <input checked="" type="checkbox"/> C2人際關係與團隊合作 <input checked="" type="checkbox"/> C3多元文化與國際理解 	<ol style="list-style-type: none"> 1. 能適應現在生活與面對未來挑戰，應該具備的知識、能力和態度，成為終身學習者。 2. 能以 17 項 SDGs 永續發展目標為設計課程框架，「要讓孩子知道，世界本來永遠都不會是二分法，世界本來就是多元的觀點。」。 3. 能以簡易的英語表達個人的需求、意願和感受，並從議題的不同面向等切入。學習在不同議題之間建立脈絡和意義。 4. 能具備運用英語文的積極態度，具人文關懷，主動參與社會活動。「希望我們的孩子長大之後，可以為這個世界帶來一些永續的力量，讓我們的地球、我們所生存的這塊土地可以一直永續下去。」

四、課程架構：



五、本課程融入議題情形

1. 是否融入安全教育(交通安全)：是(第____週) 否
2. 是否融入戶外教育：是(第____週) 否
3. 是否融入生命教育議題：是(第 2-20 週) 否
4. 其他議題融入情形(有的請打勾)：性別平等、人權、環境、海洋、品德、法治、科技、資訊、能源、防災、家庭教育、生涯規劃、多元文化、閱讀素養、國際教育、原住民族教育

六、素養導向教學規劃：

教學期程	學習重點		單元/主題名稱與活動內容	節數	教學資源/學習策略	評量方式	融入議題	備註
	學習表現	學習內容						
week1	Students will learn about class rules & procedures	Class rules & meet the teacher bingo	Intro What are five rules in class?	1	PPT		國際教育(J3 了解我國與全球議題之關聯性)	
week2-3	Students will learn why we need & how we use water.	Why water is important & what happens if we don't have it.	What is the water cycle & why it is important Students play Kahoot about water cycle.	2	PPT, video, word list, worksheet	Students to play Kahoot - Water for Life.	品德教育(J3 關懷生活環境與自然)	
week4-5	Students will learn about different types of water pollution	Revise water cycle Students know about water pollution, what causes it & its effects	1.Students will know what we use water for. 2.Students will know why we need water to live. 3.Students will know what happens if we don't have any water. 4. Match games.	2	Students to write 3 things they learned about water for hmwk.	Students to see what they already know about uses of water in groups & feedback WC	品德教育(J6 關懷弱勢的意涵、策略, 及其實踐與反思)	
week6-7	Students will know that not all countries around the world have clean water.	Students will learn about different types of water pollution	Water Princess Read picture books about Water Princess	2	Read the book the Water Princess to students	telling the story in the correct order & then write an easy sentence for each picture	環境教育(J6 了解世界人口數量增加、糧食供給與營養的永續議題。)品德教育(J6 關懷弱勢的意涵、策	

							略，及其實踐與反思)	
week8-10	Students will know what happens if Taiwan doesn't have enough water	Students will know about droughts & why they happen & how clean Taiwan's water is.	Saving Water Do your own water use activity worksheet.	3	PPT, worksheet, video crossword. word list.	What can we do to save water & students to record how much water they use in a week	國際教育(J8 了解全球永續發展之理念並落實於日常生活中) 家庭教育(J2 探討社會與自然環境對個人及家庭的影響。	
week 11-12	Students can confidently present information about ways to save water.	Students who are better at art to do poster, those better at writing to complete presentation script.	Poster & Presentation Each students in a group has to discuss with others how to design their own poster and worksheet.	2	PPT, ipad, video, worksheet.	1. Students to make poster about ways to save water. 2. Students to give presentation.	品德教育(EJU1 尊重生命) 環境教育(J11 了解天然災害的人為影響因子) 資訊教育(a-II-1 感受資訊科技於日常生活之重要性)	
week 13-14	Students understand differences & similarities	Compare school in Pakistan VS Taiwan.	Education in different countries Discuss with your classmates the differences in education.	2	PPT, word list, video, worksheet.	Students can name at least 5 things about education.	多元文化(J10 了解多元文化相	

	between education in different countries.	Education in different countries					關的問題與政策) 生命教育(J4 分析快樂、幸福與生命意義之間的關係。 人權教育(J6 正視社會中的各種歧視, 並採取行動來關懷與保護弱勢)	
week 15-16	Students will know who Malala is & why she's important. They will be able to use reading strategies to answer questions	Students to imagine themselves as Malala & others – what would they say, feel, think. Why is education important? – students to sort different reasons	Why is education important? Read book – Malala & answer comprehension questions	2	They will be able to use reading strategies to answer questions.	Read book – Malala & answer comprehension questions	生命教育(J1 思考生活、學校與社區的公共議題, 培養與他人理性溝通的素養)	
week 17-18	Look at different information about schools around the world – answer	Students will be able to answer questions about school around the world	Same & difference Students will be able to work in teams to find out the same and the difference	2	PPT, word list, video, worksheet.	Students will be able to work in teams to find out the same and the difference	國際教育(J2 具備國際視野的國家意識)	

	questions & research about school in that country	They will know what is the same & different in other countries				between schools.	品德教育(J9 知行合一與自我反省)
week 19-20	Students can work as a team, use Padlet & prepare information about what is their perfect school.	Students are able to know how to design their perfect school.	Perfect School Presentation - Our perfect school Students have to design their perfect school.	2	PPT, ipad, video, worksheet.	Students to prepare Padlet, information & design their perfect school	閱讀素養(J1 發展多元文本的閱讀策略) 生命教育(J1 思考生活、學校與社區的公共議題，培養與他人理性溝通的素養)

七、本課程是否有校外人士協助教學(

否，全學年都沒有(以下免填)

有，部分班級，實施的班級為：_____

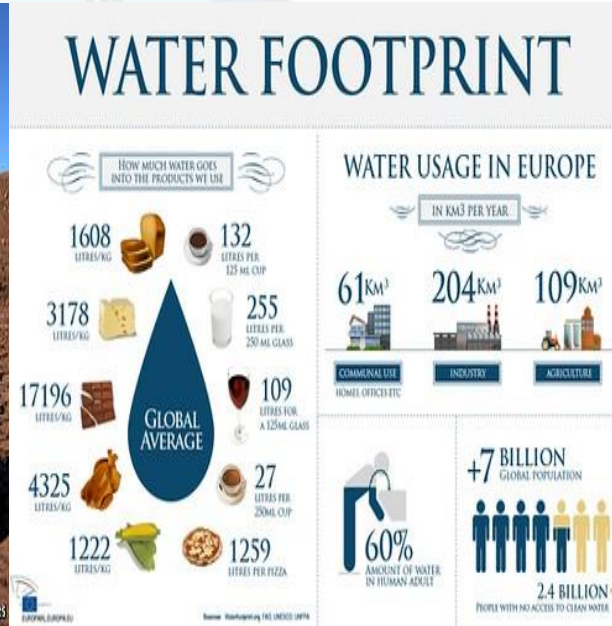
有，全學年實施

教學期程	校外人士協助之課程大綱	教材形式	教材內容簡介	預期成效	原授課教師角色
		<input type="checkbox"/> 簡報 <input type="checkbox"/> 印刷品 <input type="checkbox"/> 影音光碟 <input type="checkbox"/> 其他於課程或活動中使用之教學資料，請說明：			

*上述欄位皆與校外人士協助教學與活動之申請表一致

What We Will Learn Today

- Review about droughts & their effects
- Think about how much water we use
 - Ways to save water



SAVE IT
BEFORE YOU
NEED IT

In a five-minute shower we use 95 to 190 litres (25 to 50 gallons) of water.

All these pictures are linked 關聯 to what we learned last class. Can you tell me how



plastic bottles – plastic pollution in the rivers and oceans.



drought in Taiwan – 2021. Southern Taiwan this year



Droughts in Taiwan because of less typhoons.



Animals die because of droughts.



People get sick from drinking dirty water



Farmers can't make money because of the drought. They get sad.



How much water do you use in a week ?



250 litres/liters 公升
a day for
washing/cleaning/drinking.

Water Use Activity Sheet

Activity	Tally	Total
Drinking water (number of bottles) 0.5L		
Flushing the toilet 衝馬桶 11L or 5L		
Brushing teeth 5L		
Washing hands 2L		
Having a shower 55L – 7 mins		
Having a bath 80L		
Using the washing machine 洗衣機 87L or 50L		
Boiling the kettle 燒水壺 1.5L		
Washing dishes in the sink – 15 L		
Watering the plants – 15L		

What can we do to save water ?



Taking a Bath

A bath uses 80 litres of water.
While a 4 minute shower uses only 30 litres.

Solution

Have more showers than baths.

When you have a bath, reuse 再利用 the water to water your plants.



Washing Machines

A full load 滿載 in a washing machine uses 87 litres of water.

A half-load doesn't save water as it uses more than half the water of a full load.

Solution

Wait until you have a full load before you wash your clothes.



Flushing the Toilet

Every time you flush the toilet you can use up to 12 litres of water. Newer flush toilets use about 4 litres.

Most people use a toilet 2,500 times year, or six to eight times a day.

Solution

Some water-saving bags can be used to save water.

Having a dual flush toilet saves about 51 litres per person per day!



A Dripping/Running Tap 滴水的水龍頭

A dripping tap can waste 浪費 up to 4 litres of water a day.

If you leave the tap running it wastes 6 litres per minute, so turning the tap off when brushing can save around 12-18 litres every time you brush your teeth.




Solution

When you are brushing your teeth try and turn off the tap.

Using Hoses 軟管

- A hose uses 170 litres of water every 10 minutes.
- In one hour a hose will use the same amount of water as a whole family uses in two days.



Solutions

When watering your garden, use a watering can 噴壺 or a hose with a trigger.

Have a water tank to collect 收集 rain water so you use less water.

Saving Water at school



Use a refillable
bottle 可在填充瓶子



Turn off taps



Wash brushes 畫筆
in a bucket 水桶



Tell teachers about
leaks in pipes 管道洩漏



Start a club 社團 to
save water

Saving Water at home



Flush the toilet less



Get a dishwasher
洗碗機



Shorter showers



Turn off the tap when brushing your teeth



Collect rain water
手機雨水
to water the plants



Fill up 填滿 the washing machine
洗衣機 before using it


Ways to save water

Place water is used	How water is wasted 浪費	How to save 節約 water
Eg. Toilet	It is flushed too much	Flush the toilet less
1.		
2.		
3.	Useful words – turn off, overflow 溢出	



Ways to save water

Place water is used	How water is wasted 浪費	How to save water 節約
Eg. Toilet	It is flushed too much.	Flush the toilet less.
1. Bath	A bath uses a lot of water.	Take a shower not a bath.
2. Watering the plants	A hose uses a lot of water.	Use a watering can not a hose.
	Washing a car with a hose uses a lot of water. It is better to wash a car with a bucket of water.	Wash a car with a bucket of water.



學生成果

Write to learn water - Group Number & names -

1. Everybody must take in the presentation - If you are good at English you can use more but everybody must read at least 1 presentation part.

2. Somebody must explain what you have drawn on your poster.

3. Remember to include at least 5 things we have learned together.

4. Simple words and sentences. The only difficult ones should be ones we have learned together.

Why water is important? (2 or more sentences)

Water is something that everybody needs. Animals, plants and animals need water to live. We use water for drinking every day.

What will happen if we don't save water? (2 or more sentences)

There is also not enough water because there is more drought. If we don't save water there will not be enough water for animals and fish to live, they may die.

Things we need to do to save water (4 things - they should be the same as you have drawn on your poster)

1. Fill washing machine full load.
2. Use a refillable bottle.
3. Reuse water for the plants.
4. Find any leaks in pipes and fix them.

How these will help and how much water we can save by doing these things? (How many litres of water you have saved by doing these 4 things)

1. Fill up the washing machine with full load.
2. Use a refillable bottle only 1.5 litres.
3. Reuse water to water the plants in some other places of water which is more than you need to fill a can.
4. Reuse old bath water to water the plants.

Anything special (NB) you want to tell us about water and why we need to save it - (2 or more sentences)

If we all do a little bit every day to save water we can make the world better. The earth is 71% water and we all need it to live.

Let's cherish the water!

Reuse old water to water the plants!

Fill up the washing machine with full load!

collect rain water.

use a refillable bottle

machine with full load!

BE A WATER PROTECT

Shower instead of bath

Use the flower with rice washing water

Wash fruits and vegetables in a basin.

Find any leaks in pipes and fix them.

Write to learn water - Group Number & names -

1. Everybody must take in the presentation - If you are good at English you can use more but everybody must read at least 1 presentation part.

2. Somebody must explain what you have drawn on your poster.

3. Remember to include at least 5 things we have learned together.

4. Simple words and sentences. The only difficult ones should be ones we have learned together.

Why water is important? (2 or more sentences)

We need to drink water to live. Plants need water to grow because they are 90% water.

What will happen if we don't save water? (2 or more sentences)

There is not enough water for us to do anything, there are more and more droughts.

Things we need to do to save water (4 things - they should be the same as you have drawn on your poster)

1. Reuse water for the plants.
2. Use a refillable bottle.
3. Reuse old bath water to water the plants.
4. Find any leaks in pipes and fix them.

How these will help and how much water we can save by doing these things? (How many litres of water you have saved by doing these 4 things)

Use the rice washing to water flower will save 40 litres.
Find any leaks in pipes and fix them will save 10 litres.
Wash fruits and vegetables in a basin will save 10 litres.
Reuse old bath water to water the plants will save 10 litres.

Anything special (NB) you want to tell us about water and why we need to save it - (2 or more sentences)

If we don't save water, there will very little water left for us to drink. Saving water allows us to have more water to use.

學生自行創作



同學和外師課堂討論



同學小組報告

